




# 2024 NINJA® 650

**Kawasaki**  
Let the Good Times Roll®



-  METALLIC MATTE DARK GRAY/METALLIC SPARK BLACK/  
METALLIC FLAT SPARK BLACK
-  METALLIC MATTE GRAPHENESTEEL GRAY/EBONY
-  METALLIC MATTE COVERT GREEN/METALLIC SPARK BLACK/  
PEARL SAND KHAKI



## POWER

|                              |   |
|------------------------------|---|
| <b>Engine</b>                | 4-stroke, Parallel Twin, DOHC, 8-valve, liquid cooled |
| <b>Displacement</b>          | 649cc   |
| <b>Bore x Stroke</b>         | 83.0 x 60.0mm   |
| <b>Compression Ratio</b>     | 10.8:1  |
| <b>Fuel System</b>           | DFI® with dual 36mm Keihin throttle bodies            |
| <b>Ignition</b>              | TCBI with Electronic Advance                          |
| <b>Transmission</b>          | 6-speed   |
| <b>Final Drive</b>           | Sealed chain  |
| <b>Electronic Rider Aids</b> | Kawasaki TRaction Control (KTRC), ABS                 |

|                     |  |
|---------------------|--|
| <b>Rear Tire</b>    | 160/60 x 17  |
| <b>Front Brakes</b> | Dual 300mm petal-type discs and 2-piston calipers (and ABS)      |
| <b>Rear Brakes</b>  | Single 220mm petal-type disc and single-piston caliper (and ABS) |

## PERFORMANCE

|  |  |
|--|--|
| <b>Front Suspension / Wheel Travel</b> | 41mm hydraulic telescopic fork/4.9 in                      |
| <b>Rear Suspension / Wheel Travel</b>  | Horizontal back-link with adjustable spring preload/5.1 in |
| <b>Front Tire</b>                      | 120/70 x 17  |

## DETAILS

|                         |   |
|-------------------------|---|
| <b>Frame Type</b>       | Trellis, high-tensile steel   |
| <b>Rake/Trail</b>       | 24.0° / 3.9 in  |
| <b>Overall Length</b>   | 80.9 in   |
| <b>Overall Width</b>    | 29.1 in   |
| <b>Overall Height</b>   | 45.1 in   |
| <b>Ground Clearance</b> | 5.1 in  |
| <b>Seat Height</b>      | 31.1 in   |
| <b>Curb Weight</b>      | 423.4 lb* (ABS), 421.2 lb* (non-ABS)  |
| <b>Fuel Capacity</b>    | 4.0 gal   |
| <b>Wheelbase</b>        | 55.5 in   |
| <b>Color Choices</b>    | Metallic Matte Dark Gray/Metallic Spark Black/<br>Metallic Flat Spark Black, Metallic Matte Covert<br>Green/Metallic Spark Black/Pearl Sand Khaki,<br>Metallic Matte Graphenesteel Gray/Ebony |
| <b>Warranty</b>         | 12 Month Limited Warranty   |

Scan with camera  
to view videos,  
key features  
and more.



\*Curb weight includes all necessary materials and fluids to operate correctly, full tank of fuel (more than 90 percent capacity) and tool kit (if supplied). KAWASAKI CARES: Read Owner's Manual and all on-product warnings. Always wear a helmet, eye protection and proper apparel. Never ride under the influence of drugs or alcohol. Adhere to the maintenance schedule in your Owner's Manual. ©2024 Kawasaki Motors Corp., U.S.A. Specifications subject to change. Visit [costa-rica.kawasaki-la.com](http://costa-rica.kawasaki-la.com) for full product details.