




2026

# NINJA® ZX™ -4RR ABS

**Kawasaki**  
Let the Good Times Roll®



-  LIME GREEN
-  METALLIC MATTE GRAPHENESTEEL GRAY/  
METALLIC SPARK BLACK
-  PEARL ROBOTIC WHITE/METALLIC SPARK BLACK



## POWER

<b>Engine</b>	4-stroke, in-line 4-cylinder, DOHC, 16-valve, liquid-cooled
<b>Displacement</b>	399cc
<b>Bore x Stroke</b>	57.0 x 39.1mm
<b>Compression Ratio</b>	12.3:1
<b>Maximum Horsepower</b>	56.0 hp <sup>1</sup> @ 11,500 rpm
<b>Maximum Torque</b>	26.5 lb-ft @ 11,000 rpm
<b>Fuel System</b>	DFI® with 34mm throttle valves (4)
<b>Ignition</b>	TCBI with Digital Advance
<b>Transmission</b>	6-speed, return shift
<b>Final Drive</b>	Chain
<b>Electronic Rider Aids</b>	Economical Riding Indicator, Kawasaki TRaction Control (KTRC) (3-mode), Kawasaki Quick Shifter (KQS) (dual direction), Power Modes, Anti-lock Brake System (ABS)

<b>Rear Tire</b>	160/60-17
<b>Front Brakes</b>	Dual 290mm semi-floating discs with radial-mount 4-piston monobloc caliper and ABS
<b>Rear Brakes</b>	Single 220mm disc with single-piston caliper and ABS

## DETAILS

<b>Frame Type</b>	Trellis, high-tensile steel
<b>Rake/Trail</b>	23.5°/3.8 in
<b>Overall Length</b>	78.3 in
<b>Overall Width</b>	30.1 in
<b>Overall Height</b>	43.7 in
<b>Ground Clearance</b>	5.3 in
<b>Seat Height</b>	31.5 in
<b>Estimated Dry Weight</b>	383.7 lb**
<b>Curb Weight</b>	414.5 lb*
<b>Fuel Capacity</b>	4.0 gal
<b>Wheelbase</b>	54.3 in
<b>Special Features</b>	4.3" Full-color TFT Instrumentation, Smartphone Connectivity via RIDEOLGY THE APP
<b>Color Choices</b>	Lime Green, Metallic Matte Graphenesteel Gray/Metallic Spark Black, Pearl Robotic White/Metallic Spark Black
<b>Warranty</b>	12 Month Limited Warranty

## PERFORMANCE

<b>Front Suspension / Wheel Travel</b>	37mm inverted Showa fork with SFF-BP internals and spring preload adjustability/4.7 in
<b>Rear Suspension / Wheel Travel</b>	Horizontal back-link, Showa BFRC lite gas-charged shock w/ piggyback reservoir, adjustable compression, rebound and spring preload/4.9 in
<b>Front Tire</b>	120/70-17

Scan with camera to view videos, key features and more.



\*Curb weight includes all necessary materials and fluids to operate correctly, full tank of fuel (more than 90 percent capacity) and tool kit (if supplied).  
 \*\*Dry weight does not include all necessary materials and fluids to operate correctly, full tank of fuel (more than 90 percent capacity) and tool kit (if supplied).  
<sup>1</sup>This vehicle's HP was measured according to ISO standard 4106. This ISO standard measures HP differently than the SAE standards by which the horsepower of many cars is measured, and as a result the referenced HP measurement may be higher than if it were measured by an SAE standard.  
 KAWASAKI CARES: Read Owner's Manual and all on-product warnings. Always wear a helmet, eye protection and proper apparel. Never ride under the influence of drugs or alcohol. Adhere to the maintenance schedule in your Owner's Manual. ©2026 Kawasaki Motors Corp., U.S.A.  
 Specifications subject to change. Visit [costa-rica.kawasaki-la.com](http://costa-rica.kawasaki-la.com) for full product details.